

PUSH LOCK FITTING INSTALLATION GUIDE:

- 1) Nozzle +AD
- 2) Misting Tee
- 3) Tubing Griper insert
- 4) Tube




To Insert Tube into Misting Tee:



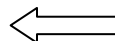

Note :To easy connect, mark tube at $\frac{3}{4}$ " from the end before inserting into Misting Tee.

To Remove Tube From Misting Tee :



Here under the steps to remove the Tube from the Misting Tee.

Collet-Tube Gripper(3) needs to hold back while pulling the tube(4) out

- 1) Push back Tubing towards the TEE 
- 2) Hold back Gripper of Misting Tee while pulling out tube from Misting Tee. 

RE-INSTALLING TUBE IN MISTNG TEE:

- 1) Cut tube end perfectly straight without damaging its edges preferably by tube cutter.
- 2) Insert Tube and rotate tube half way while pushing in the Misting Tee and push the tube all the way unless you feel snag voice and it will not go further.